



TYRE DATA BOOKLET

305/660-18 DH

305/660-18 DHB

305/660-18 WH

2020

CONTENTS:

1: INTRODUCTION

2: STATIC DIMENSIONS (DH/DHB/WH)

3: DYNAMIC MEASUREMENTS (DH)

4: DYNAMIC MEASUREMENTS (DHB)

5: DYNAMIC MEASUREMENTS (WH)

6: STATIC RADIAL DEFLECTION (DH)

7: STATIC RADIAL DEFLECTION (DHB)



INTRODUCTION

INTRODUCTION

This document provides the user with technical information regarding several aspects of the tyre characteristics. The data was acquired using indoor testing methods on physical tyres.

For individual car fitments, usage guidelines and prescriptions for camber and pressure please refer to the relevant Pirelli Technical Booklet, which is included as part of this Pirelli Data Package.



STATIC MEASUREMENTS

Slick Tyres				
Size & Fitment	Nominal Weight	Max Width (C)	Circumference (πD)	Tread Width (Cb)
	(kilograms)	(mm)	(mm)	(mm)
305/660-18 DH 18"x11.0J	10.2	302	2080	280
305/660-18 DHB 18"x11.0J	10.4	306	2098	283

Wet Tyres				
Size & Fitment	Nominal Weight	Max Width (C)	Circumference (πD)	Tread Width (Cb)
	(kilograms)	(mm)	(mm)	(mm)
305/660-18 WH 18"x12.0J	TBA	315	2115	TBA



DYNAMIC MEASUREMENTS @ 2.0bar (29psi), CA 0.0°

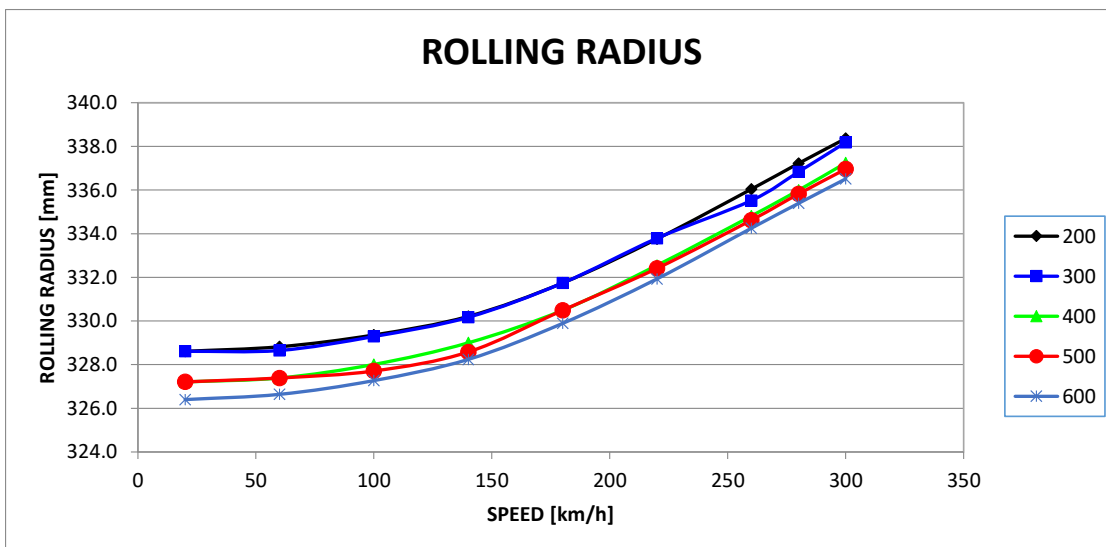
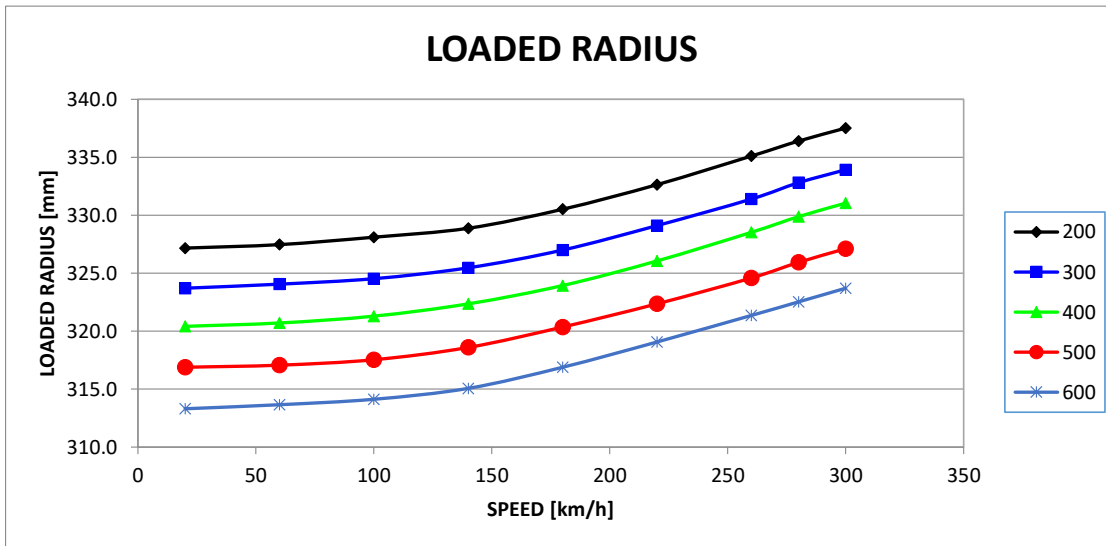
305/660-18x11.0J DH

LOADED RADIUS

		LOAD [kg]				
		200	300	400	500	600
SPEED [km/h]	20	327.2	323.7	320.4	316.9	313.3
	60	327.5	324.1	320.7	317.1	313.7
	100	328.1	324.5	321.3	317.5	314.1
	140	328.9	325.5	322.4	318.6	315.1
	180	330.5	327.0	323.9	320.4	316.9
	220	332.6	329.1	326.1	322.4	319.1
	260	335.1	331.4	328.5	324.6	321.4
	280	336.4	332.8	329.9	325.9	322.5
	300	337.5	333.9	331.0	327.1	323.7

ROLLING RADIUS

		LOAD [kg]				
		200	300	400	500	600
SPEED [km/h]	20	328.6	328.6	327.2	327.2	326.4
	60	328.8	328.6	327.4	327.4	326.6
	100	329.4	329.3	328.0	327.7	327.3
	140	330.2	330.2	329.0	328.6	328.2
	180	331.7	331.7	330.5	330.5	329.9
	220	333.8	333.8	332.5	332.4	331.9
	260	336.0	335.5	334.8	334.6	334.3
	280	337.2	336.8	336.0	335.8	335.4
	300	338.4	338.2	337.2	337.0	336.5





DYNAMIC MEASUREMENTS @ 2.0bar (29psi), CA 0.0°

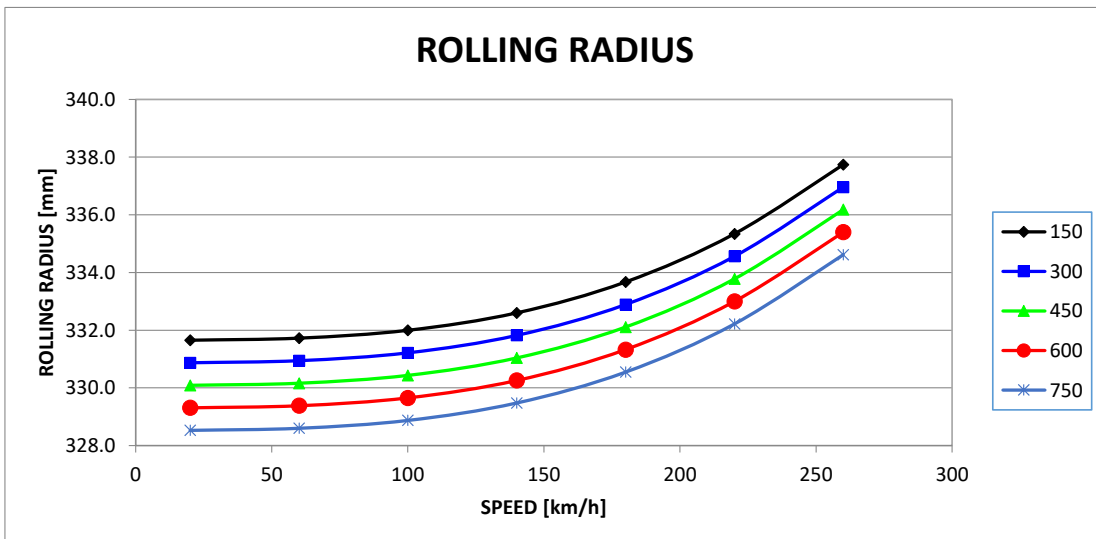
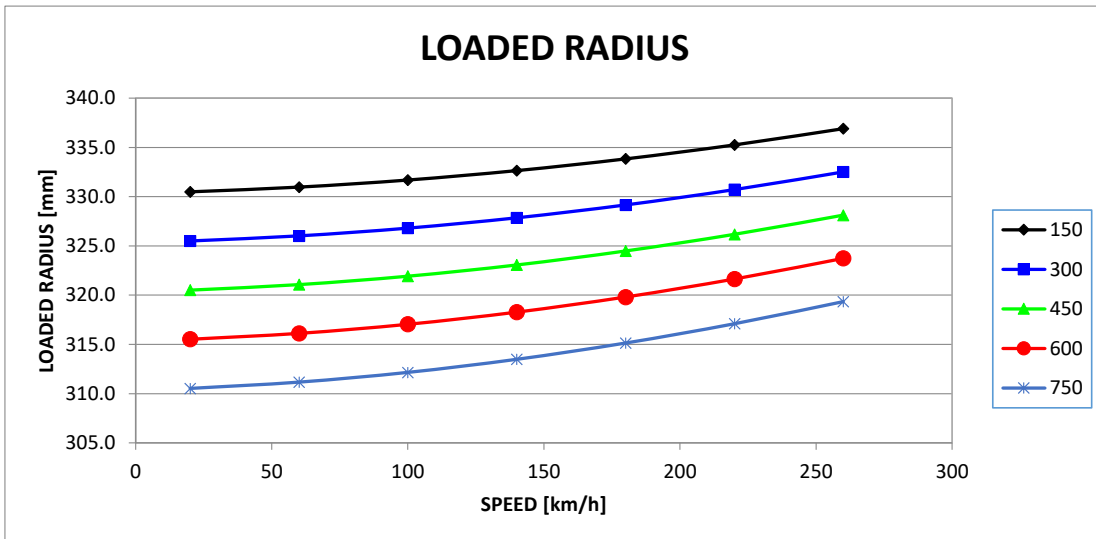
305/660-18x11.0J DHB

LOADED RADIUS

		LOAD [kg]				
		150	300	450	600	750
SPEED [km/h]	20	330.5	325.5	320.5	315.5	310.5
	60	331.0	326.0	321.1	316.1	311.2
	100	331.7	326.8	321.9	317.0	312.2
	140	332.6	327.9	323.1	318.3	313.5
	180	333.8	329.2	324.5	319.8	315.1
	220	335.3	330.7	326.2	321.6	317.1
	260	336.9	332.5	328.1	323.7	319.3
	280					
	300					

ROLLING RADIUS

		LOAD [kg]				
		150	300	450	600	750
SPEED [km/h]	20	331.7	330.9	330.1	329.3	328.5
	60	331.7	330.9	330.2	329.4	328.6
	100	332.0	331.2	330.4	329.7	328.9
	140	332.6	331.8	331.0	330.3	329.5
	180	333.7	332.9	332.1	331.3	330.5
	220	335.3	334.6	333.8	333.0	332.2
	260	337.7	337.0	336.2	335.4	334.6
	280					
	300					





DYNAMIC MEASUREMENTS @ 2.0bar (29psi), CA 0.0°

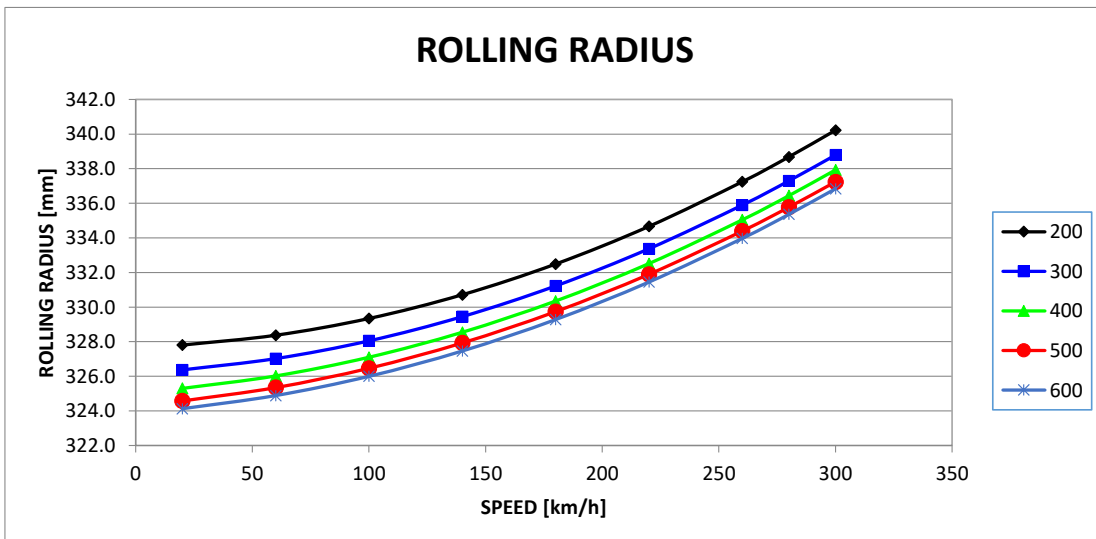
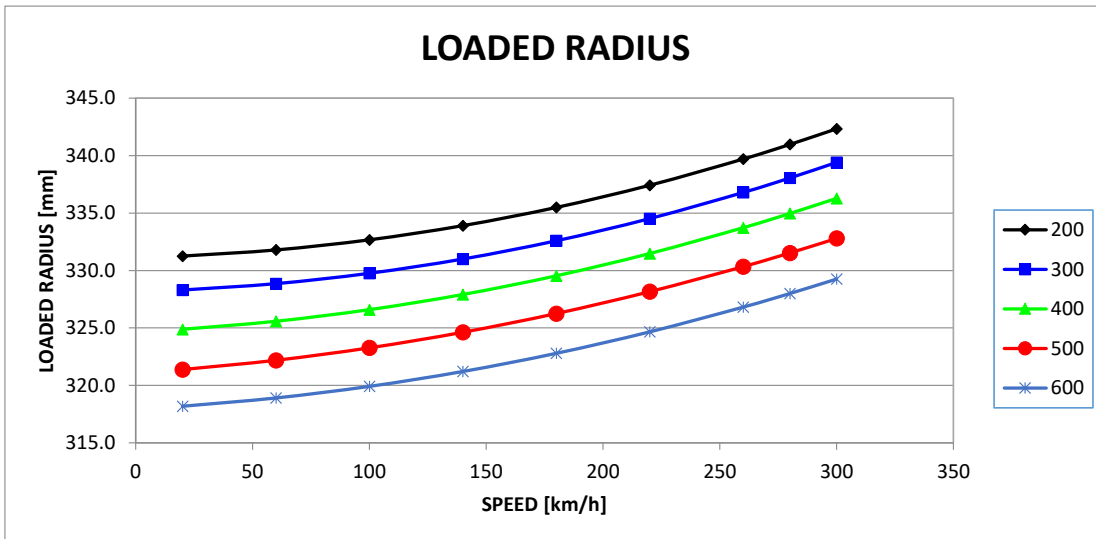
305/660-18x12.0J WH

LOADED RADIUS

		LOAD [kg]				
		200	300	400	500	600
SPEED [km/h]	20	331.3	328.3	324.9	321.4	318.2
	60	331.8	328.9	325.6	322.2	318.9
	100	332.7	329.8	326.6	323.3	319.9
	140	333.9	331.0	327.9	324.6	321.2
	180	335.5	332.6	329.5	326.3	322.8
	220	337.4	334.5	331.5	328.2	324.7
	260	339.7	336.8	333.7	330.3	326.8
	280	341.0	338.1	335.0	331.5	328.0
	300	342.3	339.4	336.3	332.8	329.3

ROLLING RADIUS

		LOAD [kg]				
		200	300	400	500	600
SPEED [km/h]	20	327.8	326.4	325.3	324.6	324.1
	60	328.4	327.0	326.0	325.3	324.9
	100	329.3	328.0	327.1	326.5	326.0
	140	330.7	329.4	328.5	327.9	327.5
	180	332.5	331.2	330.3	329.7	329.3
	220	334.7	333.4	332.5	331.9	331.4
	260	337.2	335.9	335.0	334.4	334.0
	280	338.7	337.3	336.4	335.8	335.4
	300	340.2	338.8	337.9	337.2	336.8



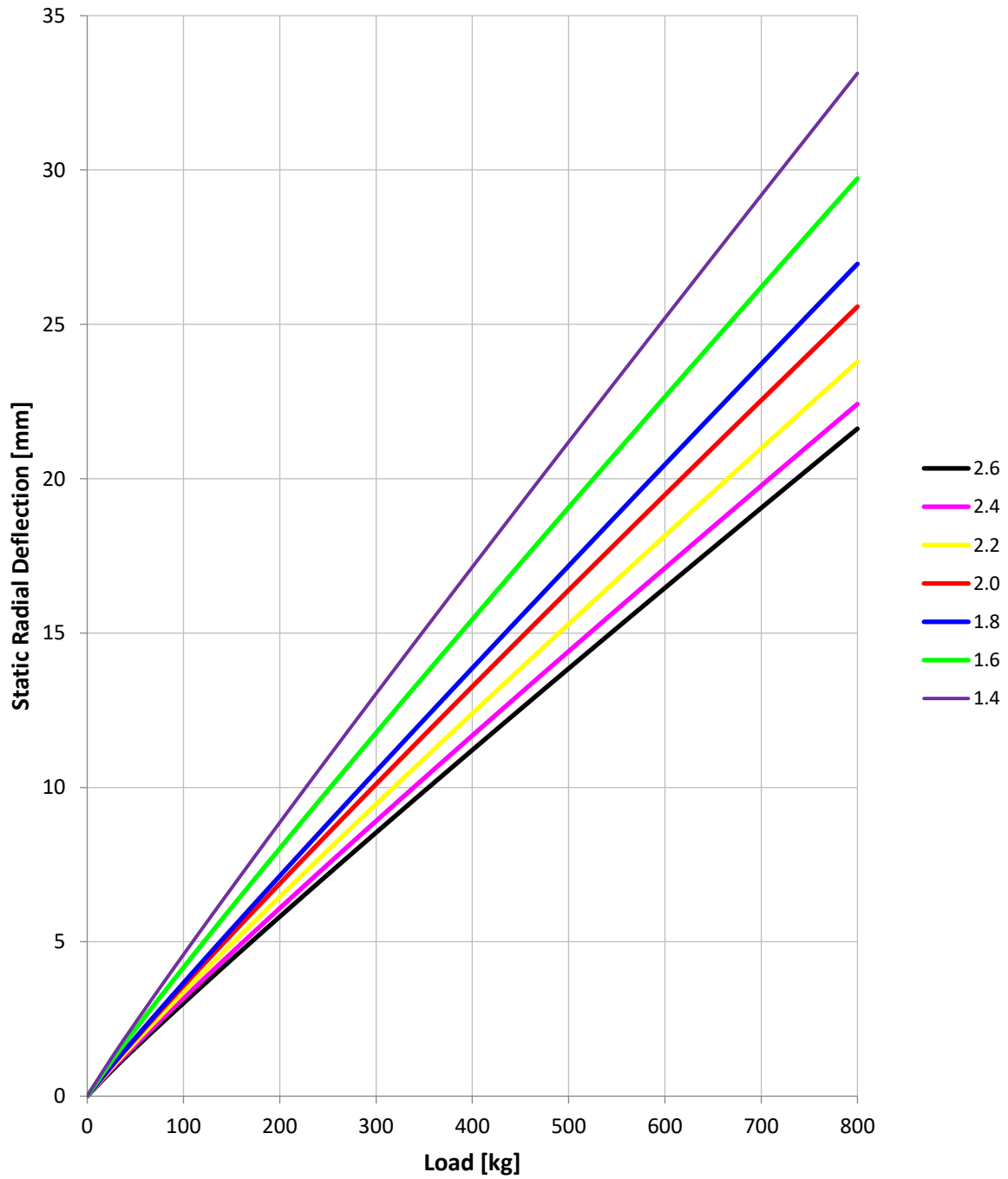


STATIC RADIAL DEFLECTION – 305/660-18x11.0J @ CA 0.0 ° DH

Load [kg]	Inflation Pressure [bar]						
	2.6	2.4	2.2	2.0	1.8	1.6	1.4
0	0.0	0.0	0.0	0.0	0.0	0.0	0.0
25	0.8	0.9	0.9	1.0	1.0	1.1	1.2
50	1.6	1.7	1.8	1.9	1.9	2.2	2.4
75	2.3	2.4	2.6	2.7	2.8	3.2	3.5
100	3.0	3.2	3.4	3.6	3.7	4.2	4.6
125	3.7	3.9	4.2	4.4	4.5	5.1	5.7
150	4.4	4.6	4.9	5.2	5.4	6.1	6.7
175	5.1	5.4	5.7	6.1	6.3	7.1	7.8
200	5.8	6.1	6.5	6.9	7.1	8.0	8.9
225	6.5	6.8	7.2	7.7	8.0	9.0	9.9
250	7.2	7.5	8.0	8.5	8.8	9.9	11.0
275	7.9	8.2	8.7	9.3	9.7	10.8	12.0
300	8.5	8.9	9.5	10.1	10.5	11.8	13.0
325	9.2	9.6	10.2	10.9	11.4	12.7	14.1
350	9.9	10.3	10.9	11.7	12.2	13.6	15.1
375	10.5	11.0	11.7	12.5	13.0	14.5	16.1
400	11.2	11.7	12.4	13.3	13.9	15.4	17.1
425	11.9	12.4	13.1	14.1	14.7	16.4	18.2
450	12.5	13.0	13.8	14.8	15.5	17.3	19.2
475	13.2	13.7	14.6	15.6	16.4	18.2	20.2
500	13.9	14.4	15.3	16.4	17.2	19.1	21.2
525	14.5	15.1	16.0	17.2	18.0	20.0	22.2
550	15.2	15.8	16.7	17.9	18.8	20.9	23.2
575	15.8	16.4	17.4	18.7	19.6	21.8	24.2
600	16.5	17.1	18.2	19.5	20.5	22.7	25.2
625	17.1	17.8	18.9	20.2	21.3	23.5	26.2
650	17.8	18.4	19.6	21.0	22.1	24.4	27.2
675	18.4	19.1	20.3	21.8	22.9	25.3	28.2
700	19.1	19.8	21.0	22.5	23.7	26.2	29.2
725	19.7	20.4	21.7	23.3	24.5	27.1	30.2
750	20.3	21.1	22.4	24.1	25.3	28.0	31.2
775	21.0	21.8	23.1	24.8	26.2	28.8	32.1
800	21.6	22.4	23.8	25.6	27.0	29.7	33.1



STATIC RADIAL DEFLECTION – 305/660-18x11.0J @ CA 0.0° DH



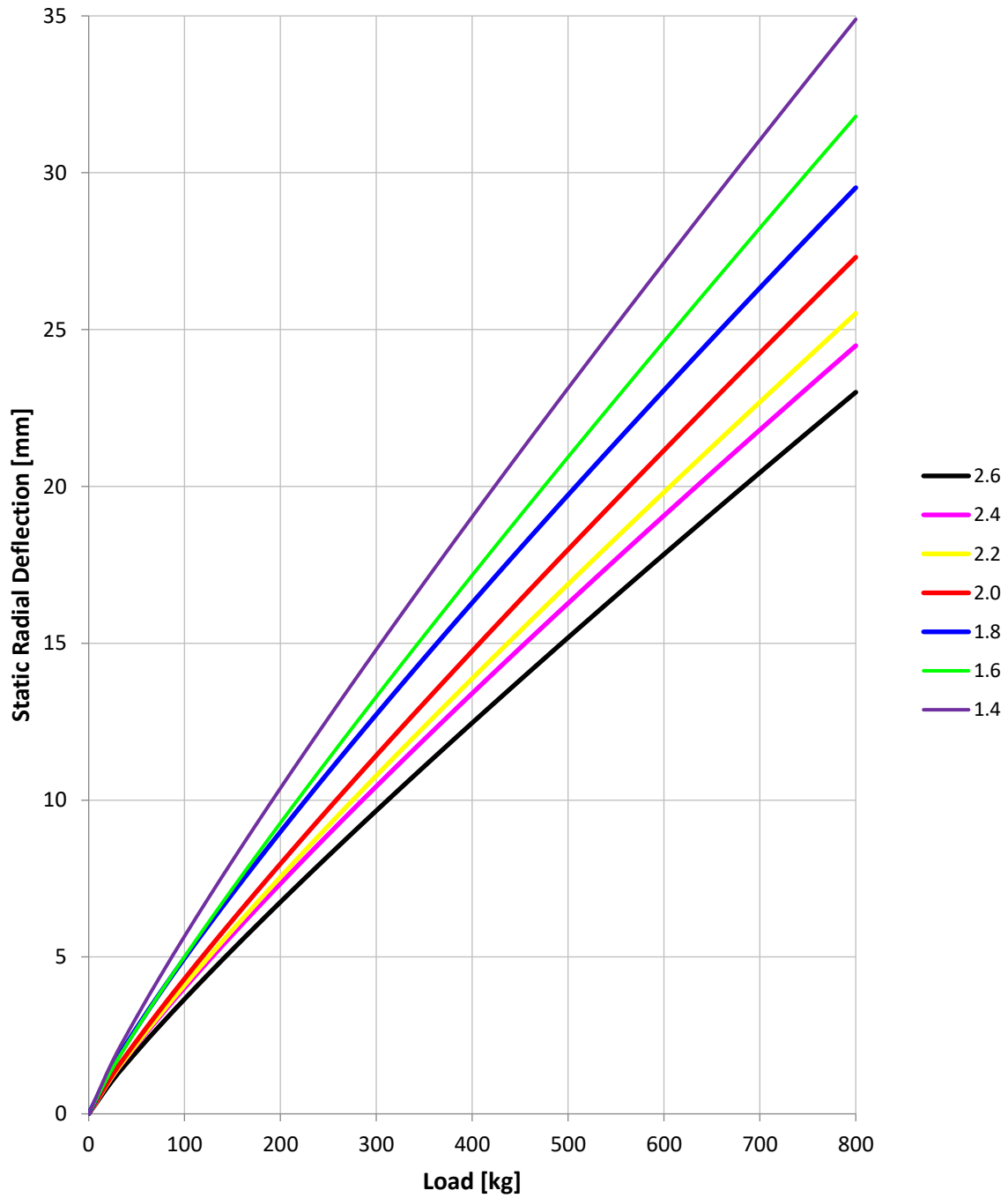


STATIC RADIAL DEFLECTION – 305/660-18x11.0J @ CA -3.0 ° DH

Load [kg]	Inflation Pressure [bar]						
	2.6	2.4	2.2	2.0	1.8	1.6	1.4
0	0.0	0.0	0.0	0.0	0.0	0.0	0.0
25	1.1	1.2	1.2	1.3	1.5	1.5	1.7
50	2.0	2.2	2.2	2.3	2.7	2.7	3.1
75	2.8	3.1	3.2	3.3	3.9	3.9	4.4
100	3.7	4.0	4.1	4.3	5.0	5.0	5.7
125	4.5	4.9	5.0	5.3	6.0	6.1	6.9
150	5.2	5.7	5.9	6.2	7.0	7.2	8.1
175	6.0	6.5	6.7	7.1	8.0	8.2	9.2
200	6.8	7.3	7.6	8.0	9.0	9.3	10.4
225	7.5	8.1	8.4	8.9	9.9	10.3	11.5
250	8.2	8.9	9.2	9.7	10.9	11.3	12.6
275	9.0	9.7	10.0	10.6	11.8	12.3	13.7
300	9.7	10.4	10.8	11.4	12.7	13.3	14.8
325	10.4	11.2	11.6	12.3	13.6	14.3	15.9
350	11.1	11.9	12.3	13.1	14.5	15.3	16.9
375	11.8	12.7	13.1	13.9	15.4	16.2	18.0
400	12.5	13.4	13.9	14.8	16.3	17.2	19.0
425	13.2	14.1	14.6	15.6	17.2	18.1	20.1
450	13.8	14.9	15.4	16.4	18.0	19.1	21.1
475	14.5	15.6	16.1	17.2	18.9	20.0	22.1
500	15.2	16.3	16.9	18.0	19.7	20.9	23.1
525	15.9	17.0	17.6	18.8	20.6	21.9	24.1
550	16.5	17.7	18.4	19.6	21.4	22.8	25.1
575	17.2	18.4	19.1	20.4	22.2	23.7	26.1
600	17.8	19.1	19.8	21.2	23.1	24.6	27.1
625	18.5	19.8	20.5	21.9	23.9	25.5	28.1
650	19.1	20.4	21.3	22.7	24.7	26.4	29.1
675	19.8	21.1	22.0	23.5	25.5	27.3	30.1
700	20.4	21.8	22.7	24.3	26.3	28.2	31.0
725	21.1	22.5	23.4	25.0	27.1	29.1	32.0
750	21.7	23.2	24.1	25.8	27.9	30.0	33.0
775	22.4	23.8	24.8	26.5	28.7	30.9	33.9
800	23.0	24.5	25.5	27.3	29.5	31.8	34.9



STATIC RADIAL DEFLECTION – 305/660-18x11.0J @ CA -3.0° DH



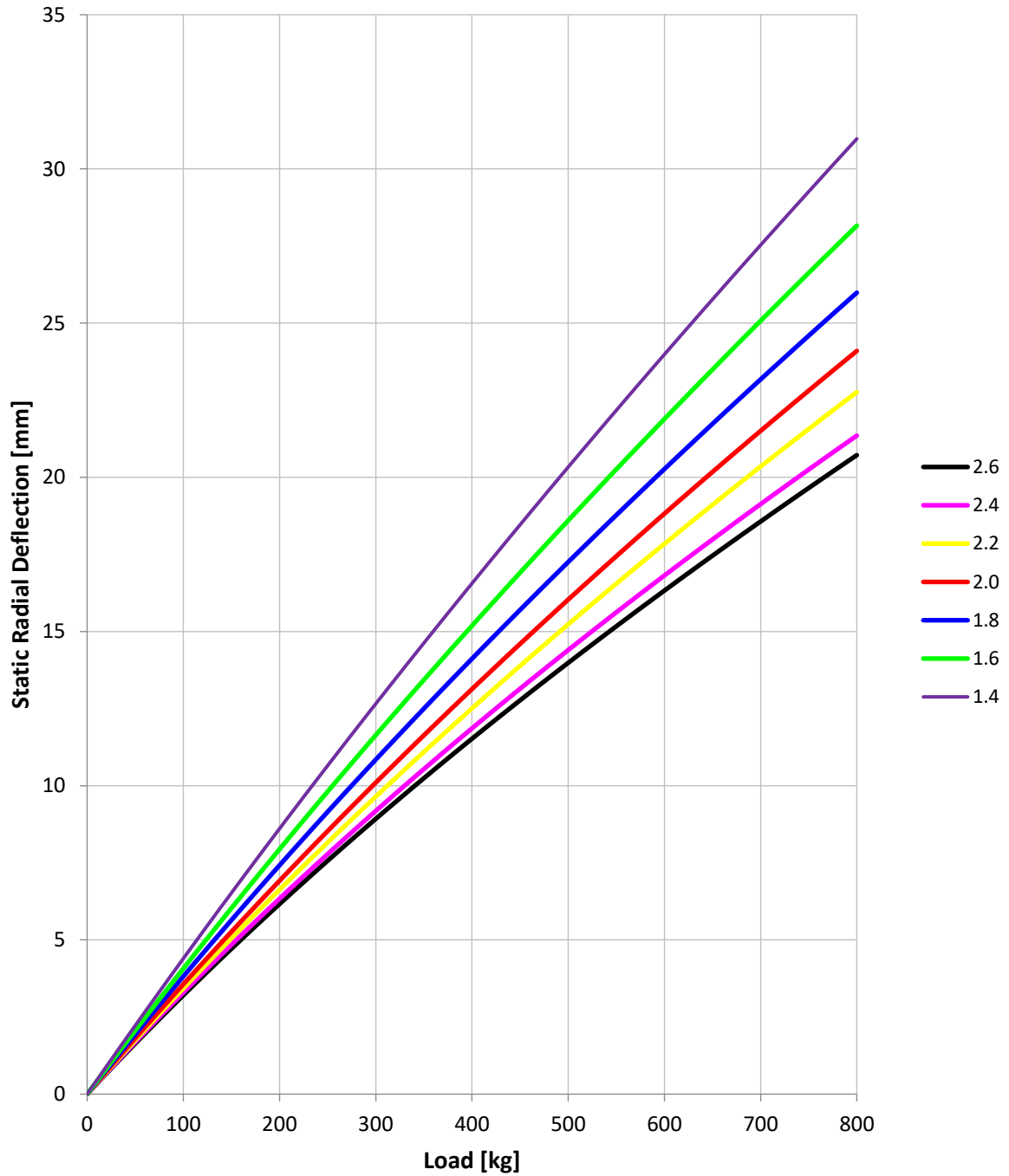


STATIC RADIAL DEFLECTION – 305/660-18x11.0J @ CA 0.0 ° DHB

Load [kg]	Inflation Pressure [bar]						
	2.6	2.4	2.2	2.0	1.8	1.6	1.4
0	0.0	0.0	0.0	0.0	0.0	0.0	0.0
25	0.8	0.9	0.9	0.9	1.0	1.0	1.1
50	1.6	1.7	1.7	1.8	1.9	2.1	2.2
75	2.4	2.5	2.6	2.7	2.9	3.1	3.3
100	3.2	3.3	3.4	3.6	3.8	4.1	4.4
125	4.0	4.1	4.2	4.4	4.7	5.1	5.5
150	4.7	4.8	5.1	5.3	5.6	6.0	6.5
175	5.4	5.6	5.8	6.1	6.5	7.0	7.6
200	6.2	6.3	6.6	6.9	7.4	7.9	8.6
225	6.9	7.1	7.4	7.7	8.3	8.9	9.6
250	7.6	7.8	8.2	8.5	9.2	9.8	10.7
275	8.3	8.5	8.9	9.3	10.0	10.7	11.7
300	8.9	9.2	9.6	10.1	10.8	11.6	12.7
325	9.6	9.9	10.4	10.9	11.7	12.5	13.6
350	10.2	10.5	11.1	11.6	12.5	13.4	14.6
375	10.9	11.2	11.8	12.4	13.3	14.3	15.6
400	11.5	11.9	12.5	13.1	14.1	15.2	16.6
425	12.2	12.5	13.2	13.9	14.9	16.1	17.5
450	12.8	13.1	13.9	14.6	15.7	16.9	18.5
475	13.4	13.8	14.6	15.3	16.5	17.8	19.4
500	14.0	14.4	15.2	16.0	17.3	18.6	20.3
525	14.6	15.0	15.9	16.7	18.0	19.4	21.3
550	15.2	15.6	16.6	17.4	18.8	20.3	22.2
575	15.8	16.2	17.2	18.1	19.5	21.1	23.1
600	16.3	16.8	17.8	18.8	20.3	21.9	24.0
625	16.9	17.4	18.5	19.5	21.0	22.7	24.9
650	17.5	18.0	19.1	20.2	21.7	23.5	25.8
675	18.0	18.6	19.7	20.8	22.5	24.3	26.7
700	18.6	19.1	20.3	21.5	23.2	25.1	27.5
725	19.1	19.7	21.0	22.2	23.9	25.9	28.4
750	19.7	20.3	21.6	22.8	24.6	26.6	29.3
775	20.2	20.8	22.2	23.5	25.3	27.4	30.1
800	20.7	21.4	22.8	24.1	26.0	28.2	31.0



STATIC RADIAL DEFLECTION – 305/660-18x11.0J @ CA 0.0° DHB





STATIC RADIAL DEFLECTION – 305/660-18x11.0J @ CA -3.0 ° DHB

Load [kg]	Inflation Pressure [bar]						
	2.6	2.4	2.2	2.0	1.8	1.6	1.4
0	0.0	0.0	0.0	0.0	0.0	0.0	0.0
25	1.0	1.1	1.1	1.2	1.2	1.3	1.4
50	2.0	2.1	2.2	2.3	2.4	2.6	2.8
75	3.0	3.1	3.2	3.4	3.6	3.8	4.1
100	3.9	4.1	4.2	4.5	4.7	5.0	5.4
125	4.8	5.0	5.2	5.5	5.8	6.2	6.7
150	5.6	5.9	6.1	6.5	6.9	7.3	7.9
175	6.5	6.8	7.1	7.5	7.9	8.4	9.1
200	7.3	7.6	8.0	8.4	9.0	9.5	10.3
225	8.1	8.4	8.8	9.4	9.9	10.6	11.5
250	8.8	9.3	9.7	10.3	10.9	11.6	12.6
275	9.6	10.0	10.5	11.2	11.9	12.6	13.7
300	10.3	10.8	11.3	12.0	12.8	13.6	14.8
325	11.1	11.6	12.1	12.9	13.7	14.6	15.9
350	11.8	12.3	12.9	13.7	14.6	15.6	17.0
375	12.5	13.0	13.6	14.5	15.5	16.5	18.0
400	13.1	13.7	14.4	15.3	16.3	17.4	19.0
425	13.8	14.4	15.1	16.1	17.2	18.4	20.0
450	14.5	15.1	15.8	16.9	18.0	19.3	21.0
475	15.1	15.8	16.5	17.6	18.8	20.1	22.0
500	15.7	16.5	17.2	18.4	19.6	21.0	23.0
525	16.4	17.1	17.9	19.1	20.4	21.9	23.9
550	17.0	17.7	18.6	19.9	21.2	22.7	24.9
575	17.6	18.4	19.3	20.6	22.0	23.6	25.8
600	18.2	19.0	19.9	21.3	22.8	24.4	26.7
625	18.8	19.6	20.6	22.0	23.5	25.2	27.6
650	19.4	20.2	21.2	22.7	24.3	26.0	28.5
675	19.9	20.8	21.8	23.4	25.0	26.8	29.4
700	20.5	21.4	22.5	24.0	25.7	27.6	30.2
725	21.1	22.0	23.1	24.7	26.4	28.4	31.1
750	21.6	22.6	23.7	25.3	27.1	29.2	32.0
775	22.1	23.1	24.3	26.0	27.8	29.9	32.8
800	22.7	23.7	24.9	26.6	28.5	30.7	33.6



STATIC RADIAL DEFLECTION – 305/660-18x11.0J @ CA -3.0° DHB

