



# TYRE DATA BOOKLET

**245/645-18 DHF**

**245/645-18 WH**

**2022 | 2023**

## ***CONTENTS:***

**1: INTRODUCTION**

**2: STATIC DIMENSIONS (DHF/WH)**

**3: DYNAMIC MEASUREMENTS (DHF)**

**4: DYNAMIC MEASUREMENTS (WH)**

**5: STATIC RADIAL DEFLECTION (DHF)**



# ***INTRODUCTION***

## **INTRODUCTION**

This document provides the user with technical information regarding several aspects of the tyre characteristics. The data was acquired using indoor testing methods on physical tyres.

For individual car fitments, usage guidelines and prescriptions for camber and pressure please refer to the relevant Pirelli Technical Booklet, which is included as part of this Pirelli Data Package.



## STATIC MEASUREMENTS

Slick Tyres				
Size & Fitment	Nominal Weight	Max Width (C)	Circumference ( $\pi D$ )	Tread Width (Cb)
	(kilograms)	(mm)	(mm)	(mm)
<b>245/645-18</b> <b>DHF</b> <b>18"x9.0J</b>	10.3	256	2034	240

Wet Tyres				
Size & Fitment	Nominal Weight	Max Width (C)	Circumference ( $\pi D$ )	Tread Width (Cb)
	(kilograms)	(mm)	(mm)	(mm)
<b>245/645-18</b> <b>WH</b> <b>18"x9.0J</b>	10.0	TBA	TBA	TBA



**DYNAMIC MEASUREMENTS @ 2.0bar (29psi), CA 0.0°**

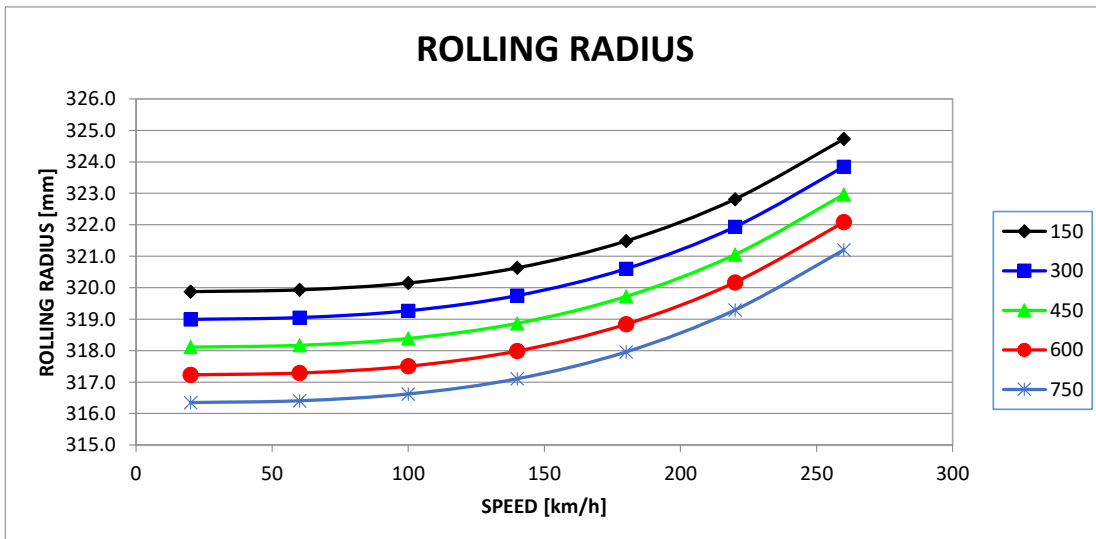
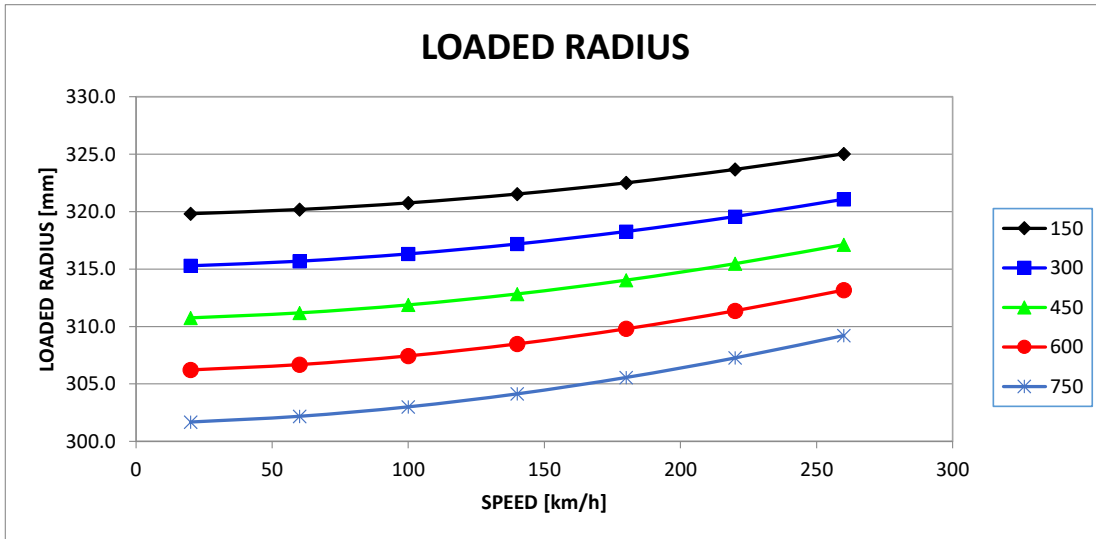
245/645-18x9.0J DHF

**LOADED RADIUS**

		LOAD [kg]				
		150	300	450	600	750
SPEED [km/h]	20	319.8	315.3	310.7	306.2	301.7
	60	320.2	315.7	311.2	306.7	302.2
	100	320.8	316.3	311.9	307.4	303.0
	140	321.5	317.2	312.8	308.5	304.1
	180	322.5	318.3	314.0	309.8	305.6
	220	323.7	319.6	315.5	311.4	307.3
	260	325.0	321.1	317.1	313.2	309.2
	280					
	300					

**ROLLING RADIUS**

		LOAD [kg]				
		150	300	450	600	750
SPEED [km/h]	20	319.9	319.0	318.1	317.2	316.3
	60	319.9	319.1	318.2	317.3	316.4
	100	320.1	319.3	318.4	317.5	316.6
	140	320.6	319.7	318.9	318.0	317.1
	180	321.5	320.6	319.7	318.8	318.0
	220	322.8	321.9	321.1	320.2	319.3
	260	324.7	323.8	323.0	322.1	321.2
	280					
	300					





**DYNAMIC MEASUREMENTS @ 2.0bar (29psi), CA 0.0°**

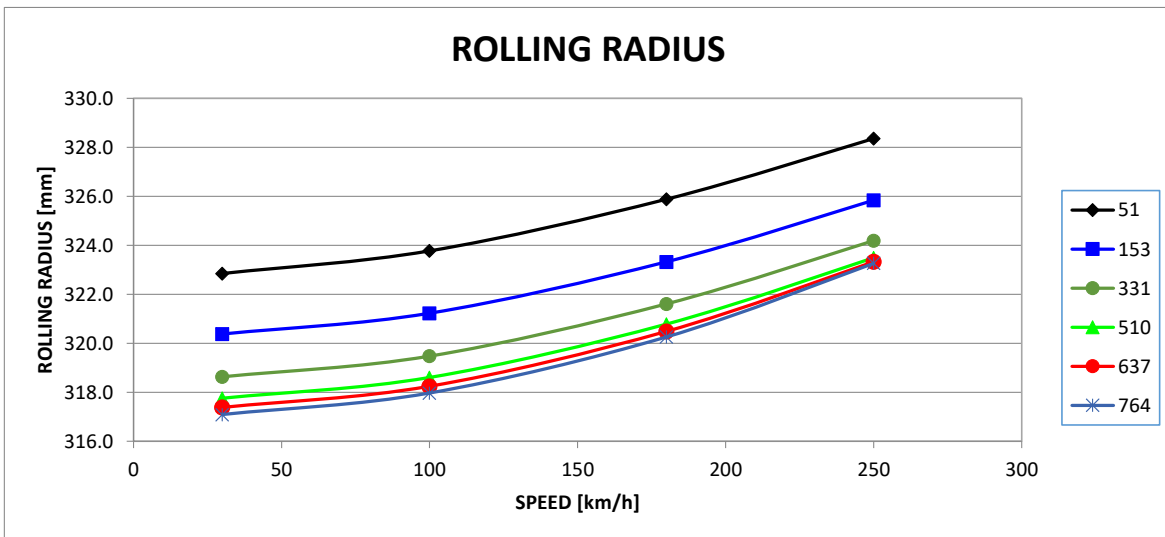
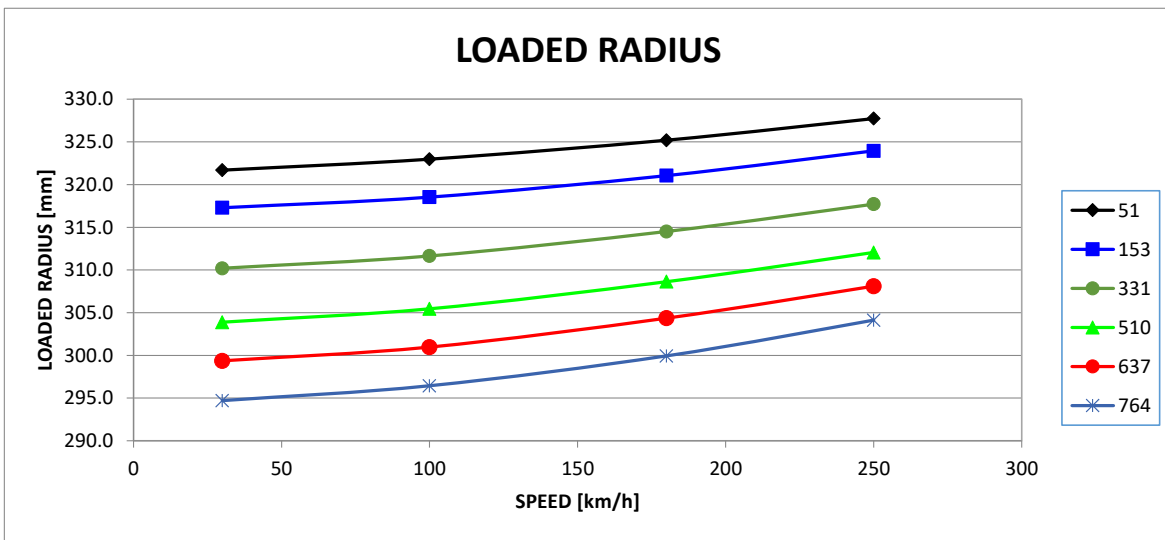
245/645-18x9.0J WH

**LOADED RADIUS**

		LOAD [kg]					
		51	153	331	510	637	764
SPEED [km/h]	30	321.7	317.3	310.2	303.9	299.4	294.7
	100	323.0	318.5	311.6	305.5	301.0	296.4
	180	325.2	321.0	314.5	308.6	304.4	299.9
	250	327.7	324.0	317.7	312.1	308.1	304.1

**ROLLING RADIUS**

		LOAD [kg]					
		51	153	331	510	637	764
SPEED [km/h]	30	322.8	320.4	318.6	317.8	317.4	317.1
	100	323.8	321.2	319.5	318.6	318.2	318.0
	180	325.9	323.3	321.6	320.8	320.5	320.3
	250	328.4	325.8	324.2	323.5	323.3	323.3



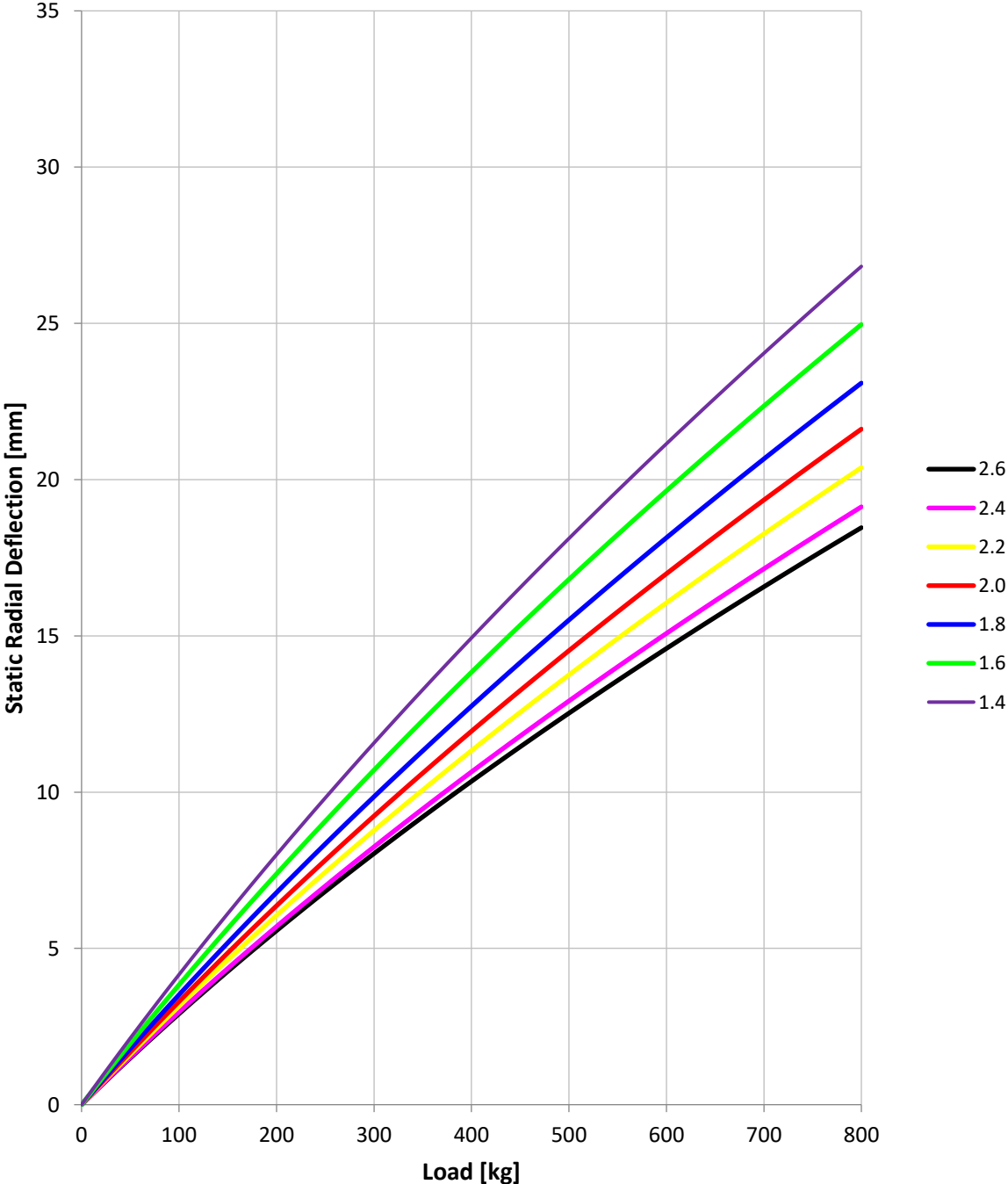


**STATIC RADIAL DEFLECTION – 245/645-18x9.0J @ CA 0.0 ° DHF**

Load [kg]	Inflation Pressure [bar]						
	2.6	2.4	2.2	2.0	1.8	1.6	1.4
0	0.0	0.0	0.0	0.0	0.0	0.0	0.0
25	0.8	0.8	0.8	0.8	0.9	1.0	1.1
50	1.5	1.5	1.6	1.7	1.8	2.0	2.1
75	2.2	2.2	2.4	2.5	2.7	2.9	3.2
100	2.9	3.0	3.1	3.3	3.5	3.8	4.2
125	3.6	3.7	3.9	4.1	4.4	4.7	5.1
150	4.3	4.4	4.6	4.9	5.2	5.6	6.1
175	4.9	5.0	5.4	5.6	6.0	6.5	7.1
200	5.6	5.7	6.1	6.4	6.8	7.4	8.0
225	6.2	6.4	6.8	7.1	7.6	8.2	8.9
250	6.8	7.0	7.4	7.8	8.3	9.1	9.8
275	7.4	7.6	8.1	8.5	9.1	9.9	10.7
300	8.0	8.2	8.8	9.2	9.9	10.7	11.6
325	8.6	8.9	9.4	9.9	10.6	11.5	12.4
350	9.2	9.5	10.1	10.6	11.3	12.3	13.3
375	9.8	10.1	10.7	11.3	12.0	13.1	14.1
400	10.3	10.6	11.3	11.9	12.8	13.8	14.9
425	10.9	11.2	11.9	12.6	13.5	14.6	15.7
450	11.5	11.8	12.6	13.3	14.1	15.3	16.5
475	12.0	12.4	13.2	13.9	14.8	16.1	17.3
500	12.5	12.9	13.8	14.5	15.5	16.8	18.1
525	13.1	13.5	14.3	15.2	16.2	17.5	18.9
550	13.6	14.0	14.9	15.8	16.8	18.2	19.6
575	14.1	14.5	15.5	16.4	17.5	18.9	20.4
600	14.6	15.1	16.1	17.0	18.1	19.6	21.1
625	15.1	15.6	16.6	17.6	18.8	20.3	21.9
650	15.6	16.1	17.2	18.2	19.4	21.0	22.6
675	16.1	16.6	17.7	18.8	20.0	21.7	23.3
700	16.6	17.1	18.3	19.3	20.7	22.4	24.0
725	17.1	17.6	18.8	19.9	21.3	23.0	24.7
750	17.5	18.1	19.3	20.5	21.9	23.7	25.4
775	18.0	18.6	19.9	21.1	22.5	24.3	26.1
800	18.5	19.1	20.4	21.6	23.1	25.0	26.8



STATIC RADIAL DEFLECTION – 245/645-18x9.0J @ CA 0.0° DHF





**STATIC RADIAL DEFLECTION – 245/645-18x9.0J @ CA -3.0 ° DHF**

Load [kg]	Inflation Pressure [bar]						
	2.6	2.4	2.2	2.0	1.8	1.6	1.4
0	0.0	0.0	0.0	0.0	0.0	0.0	0.0
25	0.9	0.9	1.0	1.0	1.1	1.1	1.2
50	1.7	1.8	1.9	2.0	2.1	2.2	2.4
75	2.6	2.6	2.8	2.9	3.1	3.3	3.5
100	3.3	3.5	3.7	3.8	4.0	4.3	4.6
125	4.1	4.3	4.5	4.7	4.9	5.3	5.7
150	4.9	5.0	5.3	5.5	5.8	6.3	6.7
175	5.6	5.8	6.1	6.3	6.7	7.2	7.7
200	6.3	6.5	6.9	7.1	7.6	8.1	8.7
225	7.0	7.2	7.6	7.9	8.4	9.0	9.6
250	7.6	7.9	8.3	8.7	9.2	9.9	10.6
275	8.3	8.6	9.0	9.4	10.1	10.8	11.5
300	8.9	9.2	9.7	10.2	10.8	11.6	12.4
325	9.6	9.9	10.4	10.9	11.6	12.4	13.3
350	10.2	10.5	11.1	11.6	12.4	13.3	14.2
375	10.8	11.1	11.7	12.3	13.1	14.1	15.0
400	11.4	11.7	12.4	13.0	13.8	14.8	15.8
425	11.9	12.3	13.0	13.6	14.6	15.6	16.7
450	12.5	12.9	13.6	14.3	15.3	16.4	17.5
475	13.1	13.5	14.2	14.9	16.0	17.1	18.3
500	13.6	14.0	14.8	15.6	16.7	17.9	19.1
525	14.2	14.6	15.4	16.2	17.3	18.6	19.8
550	14.7	15.1	16.0	16.8	18.0	19.3	20.6
575	15.2	15.7	16.5	17.4	18.7	20.0	21.3
600	15.7	16.2	17.1	18.0	19.3	20.7	22.1
625	16.2	16.7	17.6	18.6	19.9	21.4	22.8
650	16.7	17.3	18.2	19.2	20.6	22.1	23.5
675	17.2	17.8	18.7	19.8	21.2	22.7	24.2
700	17.7	18.3	19.3	20.3	21.8	23.4	24.9
725	18.2	18.8	19.8	20.9	22.4	24.0	25.6
750	18.7	19.3	20.3	21.4	23.0	24.7	26.3
775	19.2	19.8	20.8	22.0	23.6	25.3	27.0
800	19.6	20.2	21.3	22.5	24.2	25.9	27.7





**STATIC RADIAL DEFLECTION – 245/645-18x9.0J @ CA -3.0° DHF**

